



Post this brochure where it can be easily seen!

【英語】

Save this Edition

# Rules for Sorting and Putting Out Garbage and Recyclables

Follow the rules for putting out garbage and recyclables

Violating the rules (Ordinances regarding waste-disposal, recycling, and environment preservation of City of Kobe) is subject to a maximum fine of ¥100,000.

● Put out garbage and recyclables between 5:00am and 8:00am on collection days.

● Don't put your garbage out on the evening before. Animals (cats, crows, boars, etc) tear open the bags and scatter the garbage.

● Use designated bag only (except for Oversized Garbage)

● The city of Kobe introduced the designated garbage bag system to facilitate sorting and disposing of garbage and recyclables and also to raise awareness of garbage segregation. Please use designated bags when putting out garbage and recyclables (except Oversized Garbage).  
● Don't make a bag of garbage too heavy to be carried with one hand. Tie the bag tightly at the top.

● Put out garbage and recyclables at your local "Clean Station".

● "Clean Stations" are managed by local citizens. Please cooperate with activities such as cleaning. Take your garbage to your local Clean Station. Never take your garbage to other Clean Stations.  
● Ask your neighbors or apartment manager/owner about the location of your local Clean Station. Check the signboard at the Clean Station for the collection schedule.

(\* Clean Stations are not dump-sites. They are sites where designated garbage is temporarily stored until collected by the city.)

Use designated bags only!



## Cans, Bottles, PET Bottles

Collection Days **Once a week,**  
Wednesdays

● Cans, Bottles, PET Bottles (for drinks, foods, and seasonings)

Cans



Bottles

\* Bring returnable bottles (e.g. beer and 1.8L bottles) to stores when possible.



PET Bottles



Points to note when you put out recyclables

1 Empty the cans/bottles, and remove the caps

Remove the label on the PET bottles  
★ Plastic caps and labels are "Container plastics and trays".  
Metal caps are Non-burnable garbage.

2 Rinse the inside with water.  
3 Crush PET bottles flat.

Cans, bottles and PET bottles can be put into one designate bag, but don't put any other kinds of garbage in it.

Use designated bags only!



## Container Plastics and Trays

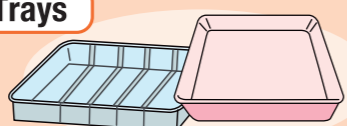
Collection Days **Once a week,**  
[ ] days

This mark means "recyclable plastic"  
Plastic containers and wrappings with the plastic identification mark.

Cups, Packages




Trays



※ Dispose food product trays at the food packaging collecting station located outside the supermarkets as much as possible.

Bags, Wrappings



Bottles



Points to note when you put these out

■ Be sure to use up all the contents. If the items are dirty, wipe or wash them before putting them out.

\*If not cleanable, put the dirty items out as Burnable garbage.

■ Do not use inner packaging (ie. shopping bags) and place it directly into the designated bags.



## Oversized Garbage

Call (or fax) the **Oversized Garbage Reception Center**  
☎392-7953 FAX 392-5500  
Reception hours: 9:00am-4:00pm (Mon-Fri)  
(Except Dec.29 - Jan.3)  
\*Opens on public holidays (Mon-Fri)

● Items too large for 45L designated bags to be fastened.

● Items that fit in 45L designated bags but whose individual weight is 5kg or more.

Large Furniture



Bicycles



Bulky Garbage



How to dispose of the items

1 Call the reception center  
2 Buy oversized garbage tickets and attach them to the items.  
3 Put the items out on the designated day.

\*Unregistered items won't be collected.

Use designated bags only!



## Non-burnable Garbage

Collection Days **Twice a month,**  
[ ] & [ ] day

● Items must be small enough to fit in a 45L designated bag, and whose individual weight is 5kg or less.

Glass, Ceramics



Small Electric Appliances, Small Metal Items



Points to note when you put out garbage

■ How to dispose of broken and sharp pointed items

Wrap the items (ie. glass, ceramics, knives, fork) in paper and place them in designated bags. Attach a notice saying 「キケン」 (danger) on the bag.

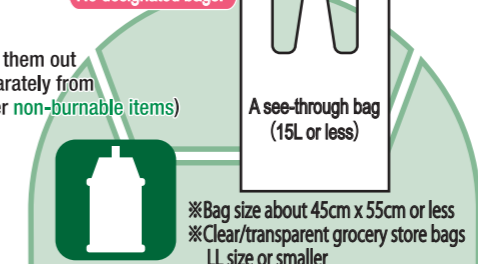
※ Separating these items from other non-burnable garbage is not necessary.

■ How to dispose of umbrellas and LED light tubes

Place umbrellas and LED light tubes sideways or diagonally into the 45L designated bags and tie the bag tightly at the top. It is OK if the items do not completely fit within the bags.

※ Please bring fluorescent light items to a participating store for collection (home electronics stores, home centers, local electronics shops, supermarkets, etc.).

No designated bags!



## Gas cartridges, Spray cans

Collection Days **Twice a month,**  
[ ] & [ ] day

● Emptied gas cartridges, spray cans and aerosol cans (hairsprays, insecticides, etc).(All the content must be used up.)

Gas Cartridges

Spray Cans Aerosol Cans



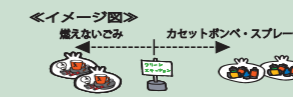
Points to note when you put these out

1 Empty the can completely

2 You do not need to make a hole in the can.

3 Separate them from "Non-burnable garbage", and place them in a see-through bag (15L or less).

4 Put them out at the "Clean Station" separately from "Non-burnable garbage".



Use designated bags only!



## Burnable Garbage

Collection Days **Twice a week,**  
[ ] & [ ] days

● Items must be small enough to fit in a 45L designated bag, and whose individual weight is 5kg or less.

Kitchen Waste Paper Waste



Leather, Fabrics



Plastic Items



Wood Items



Points to note when you put these out

■ For oil substances, either absorb in cloth or paper, use a solidifying agent, or put it into a small polyethylene bag and place it into the designated bags.  
■ For bamboo skewers, break the skewers into halves and wrap them with paper.  
■ Completely drain or solidify kitchen trash.

## Recyclables collection for your district

Newspapers • Paper waste • Cardboard

Clothes/Fabrics • [ ] • [ ]

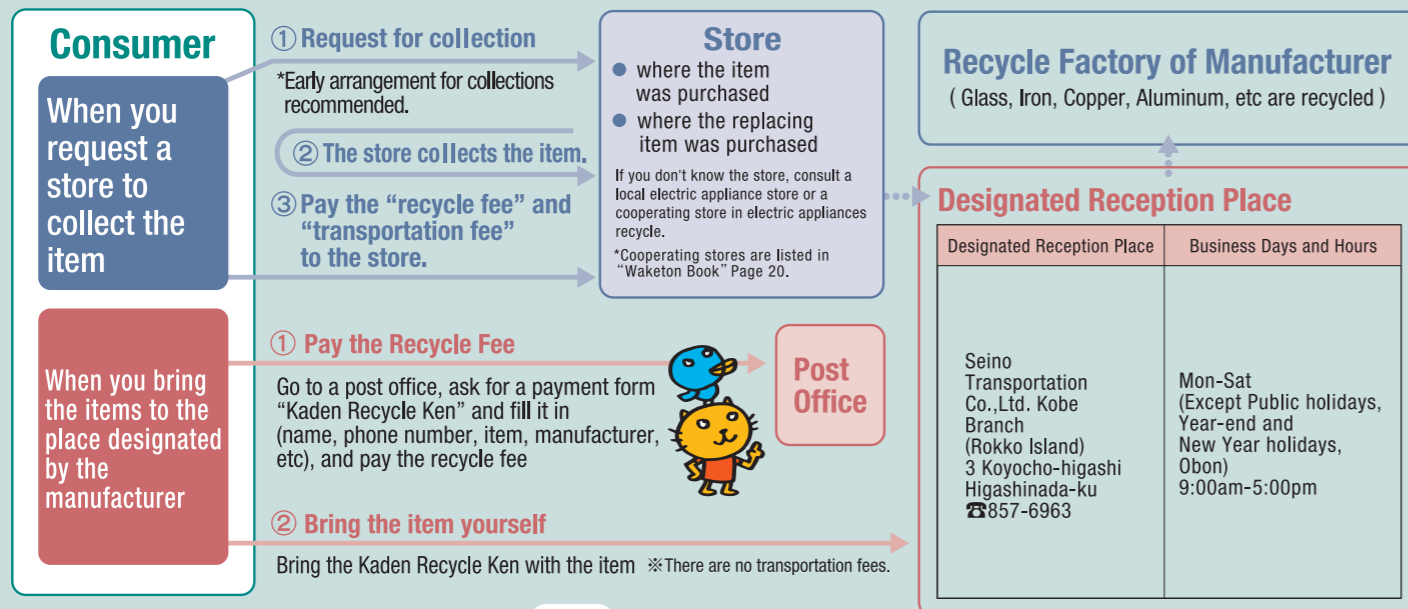
Collection days and time

※ Take out recyclable paper to the local community resources collection center. (see back for details)

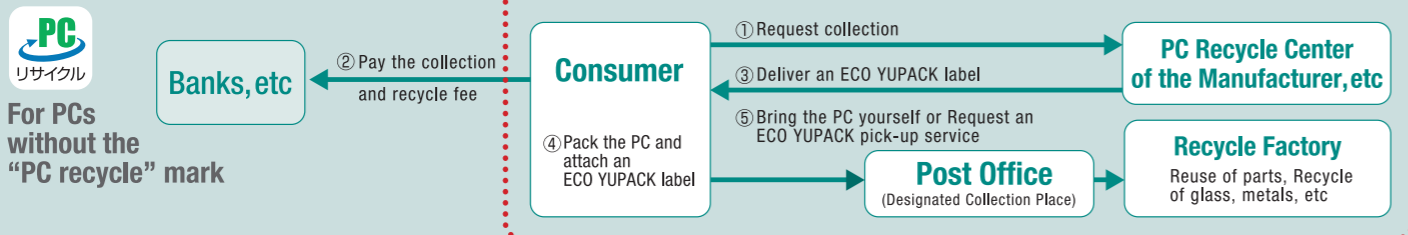
# Items the City Does Not Collect

★Don't put out the following items at "Clean Stations". It is illegal and subject to penalties.

## Air Conditioners, Televisions, Refrigerators & Freezers, Washing Machines, Drying machine



## Personal Computers



### PC Recycle Centers

● Check the PC manufacturer's website. PC3R Promotion Center also provides information on PC recycle centers of manufacturers (TEL03-5282-7685 <http://www.pc3r.jp/>)

## Other Types of Garbage and Recyclables

### Consult the organization or stores in charge.

\*Collecting items might be subject to fees. \*You might be required to bring the items to the designated place. \*You may be informed of recyclers or collectors to contact.

Type of garbage/recyclables	Where to contact	Phone number
Garbage from stores, offices, etc (Commercial Garbage)	Kyoeikai (Kobe-shi Kankyo-kyoei-jigyo Kyodo-kumiai) For industrial waste: Hyogo Prefectural Industrial Waste Association	☎331-3470 ☎381-7464
Disposing a large volume of garbage at one time	Kyoeikai (Kobe-shi Kankyo-kyoei-jigyo Kyodo-kumiai)	☎331-3470
Engine Oil, Gasoline, Kerosene, Paint and Varnish	Stores, etc	—
Batteries	Stores, etc	—
Gas Cartridge (not emptied)	Product Manufacturer Gas Cartridge Customer Service Center, Japan Industrial Association of Gas and Kerosene Appliances (JGKA)	☎0120-14-9996
Propane Gas Cylinder	Hyogo-ken LP Gas kyokai (Hyogo Prefecture LP Gas Association)	☎361-8068
Fire Extinguishers	Product Manufacturer, Stores, or Hyogo-ken Shobo-setsubi Hoshu-kyokai	☎333-8012
Cars	Authorized handling agents (retailers, etc) under the Automobile Recycling Law	—
Motorcycles (including motorcycles under 50cc)	Stores or Two Wheel Vehicle Recycle Call Center ( <a href="http://www.jarc.or.jp/motorcycle/">http://www.jarc.or.jp/motorcycle/</a> )	☎050-3000-0727
Tires	Stores, etc	—
Pianos	Stores, etc	—
Used Injection Needles, etc	Hospital or Pharmacy that issued the items	—
Chemicals (Pesticide, etc)	Product Manufacturer or Stores	—
Safes (fireproof)	Stores, etc	—
Button Battery, Secondary Battery (Small Rechargeable Battery)	Battery Recycling Box in Stores	—

# Newspapers, Cardboard, Other Paper Waste, etc



Used papers and clothes are recyclable and valuable "resources". Put them out with your local recyclables group's collection.

When your local community's recyclable collection is not available, place used papers, old clothes and old linen into Burnable garbage bags.

● Items collected, how to put out the recyclables, Collection Site and collection days and time vary depending on the collection group. Please follow the group's rules. (General rules are shown below.)

## Newspapers

Bundle them and tie them with cord crosswise (Newspaper fliers, too)



## Cardboard

Flatten, bundle and tie them with cord

● Remove the packing tapes, delivery labels, etc



## Other Paper Waste

Bundle and tie them with cord crosswise

※How to dispose of small pieces of paper: Put them in a paper bag, or place them in booklets/magazines, and then bundle the paper wastes and tie them with cord crosswise.

● Magazines, Books, Envelopes (transparent film must be removed from window envelopes), booklets, paper boxes.



## Old Clothes and Fabrics

Put them in transparent plastic bags

● Don't remove buttons and zippers  
● Dirty, wet, and stuffed items (cushions, etc.) are to be disposed as Burnable garbage.



## Information on your community's recyclables collection group

**Website** \*Only the groups that agreed to be listed are shown in the website.

▶ **PC** <https://www.city.kobe.lg.jp/a36643/kurashi/recycle/gomi/dashikata/shudankaishu/katudoujouhou/index.html>

# Bring Garbage/Recycles Yourself (Fees charged)



You can bring household garbage and recyclables directly to the disposal and recycling centers of the city. Items must be sorted properly.

\*Application is needed to bring the items to the centers. For details, ask the center in charge beforehand. You don't have to use designated bags. Don't attach over-sized garbage tickets. (Fees are collected on receipt of items.)

	Oversized Garbage/Non-burnable Garbage	Burnable Garbage	Wood Waste	Can, bottles, PET bottles
<b>Place where you bring the items</b>	Fusehata Environment Center	Every Clean Center	Minatojima Clean Center	Resource Recycle Center
<b>Items you can bring</b>	Large household items, Small electric appliances, Small metal articles, Glass, Ceramics (Earth, Sand, Rubble and Burnable Items are not accepted.)	Small-size burnable Items (maximum dimension: 50cm) Tree branches and twigs are to be less than 50cm length and 5cm wide.	Pruned branches and trunks of garden/roadside trees, Tatami, Fusuma, Shoji, Furniture	Recyclable beverage and food containers (Please empty, remove the cap and label, and rinse inside)
<b>Reception Hours (Closed during the year-end and New Year holidays)</b>	Mon-Fri (Closed on Sat & Sun) 8:30-12:00 13:00-16:00 (Open on public holidays (Mon-Fri) until 15:00)	Mon-Fri (Closed on Sat & Sun) 10:00-12:00 13:00-15:00	Mon-Fri (Closed on Sat & Sun) 9:00-12:00 13:00-15:00	Mon-Fri (Closed on Sat & Sun) 8:30-12:00 13:00-16:00
<b>Contacts</b>	Carry-in Administration Office ☎974-2411	Higashi: ☎452-4100 Minatojima: ☎304-0530 Karumojima: ☎652-3398 Nishi: ☎974-2005 Ochiai: ☎792-3824	☎304-0530	☎995-3323

## Dead animals' bodies (Dogs, Cats, etc)

Please contact your ward branch office of the Environment Bureau.



Handling pet bodies is subject to fees. The handling fees are, ¥4,000/body when you request your local branch to collect the body at the place you requested, ¥2,000/body when you bring the body to your local branch yourself. Animals' bodies without owners are handled for free.

● Reception Hours: Mon-Fri (Except the Year-end and New Year holidays) 8:00am-4:00pm \*On Saturdays and Sundays (8:00am-12:00am), please contact Fujisada Transport (681-2526)

## About household garbage collection

(Contact your ward branch of the Environment Bureau.)

Higashinada Branch	☎841-0161	Nagata Branch	☎652-1441
Nada Branch	☎871-1081	Suma Branch	☎731-2041
Chuo Branch	☎251-3521	Tarumi Branch	☎783-0333
Hyogo Branch	☎652-0981	Nishi Branch	☎961-1414
Kita Branch	☎581-0460		

## About garbage separation

Kobe City General Call Center ☎333-3330

## About illegal dumping

"Clean 110" ☎595-6199 or your nearest police station